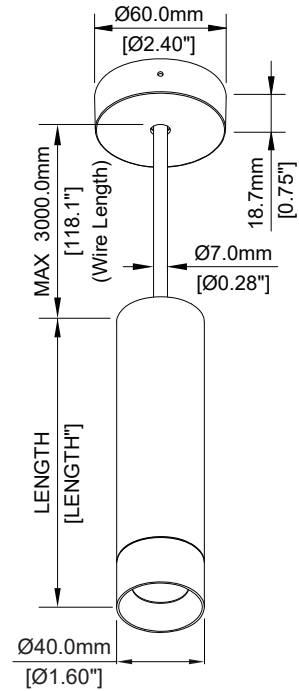


Specification sheet

REV.1

VAL 25 CPR

Pendant Cylinder, spot



LENGTH	INCH
200	8.00"
300	12.0"
400	16.0"

Description

VAL features built-in drivers with 3-in-1 dimming technology, twist-lock installation mechanism, best-in-class light quality, aesthetic proportions and many more. VAL is designed to integrate with architectural space with clean and distinct outline that complement architectural aspiration.

Features

LED	Lumiled Luxeon COB1203
Color temperature	2700K/ 3000K/ 3500K/ 4000K
Optics	Spot 24° / Medium 34° / Wide 42°
Driver	Integrated class 2 driver, power factor >0.90 Output current 400mA

Performance

Delivered output	Up to 818 lm(90+ CRI)
Power consumption	10 W
Color rendering	90+ CRI (80 CRI+ optional)
CBCP	Spot 2862 cd / Medium 1172 cd / Wide 1433 cd
Lumen maintenance	L80 B10 50,000 Hours

Ordering Code Information

PRODUCT	SHAPE	LENGTH	COLOR TEMPERATURE	FINISH	BEAM ANGLE	COLOR RENDERING	INPUT / DIMMING
VAL 25 CP	R	20	27	WHBK	S	9	3AE
VAL 25 CP, Cylinder Surface Mount	R (Round)	20 (200 mm) (8") 30 (300 mm) (12") 40 (400 mm) (16")	27 (2700K) 30 (3000K) 35 (3500K) 40 (4000K)	WHBK (White/Black) BKGD (Black/Gold) BKBK (Black/Black)	S (Spot / 24 deg.) M (Medium / 34 deg.) W (Wide / 42 deg.)	9 (90 CRI+)	3AE (120-277V, TRIAC/ELV/0-10V Dimming)

Electrical and Control

Input voltage	See the ordering code
Control	TRIAC/ELV/0-10V Dimming
Feature	Overload & short circuit protection

Construction

Material	Casting & Extrusion grade Aluminum Alloy
Finishes	Black body with gold trim/ Black Body with Black Trim/ White body with black trim
Optics	Field Interchangeable optics

Rating/ Certification/ Warranty

- Dry and damp Locations
- RoHS compliant
- 5 years/ 50,000 hrs warranty

Photometrics

10W | 90CRI | 3000K | White body with Black trim

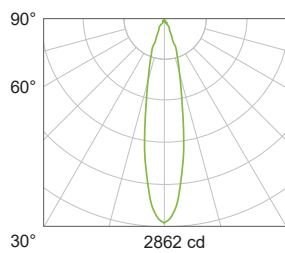
MULTIPLYING FACTORS: (Multiplying Factor is based on 3000K-90+CRI IES file on website)

CCT	2700K-80+	3000K-80+	3500K-80+	4000K-80+
Factors	1.12	1.15	1.17	1.22

CCT	2700K-90+	3000K-90+	3500K-90+	4000K-90+
Factors	0.97	1.0	1.04	1.04

Spot 24°

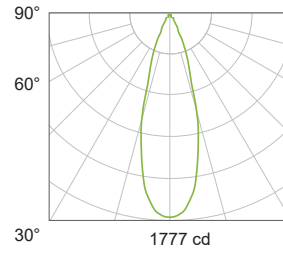
Delivered Ourput : 726 lm | CBCP : 2862 cd | Beam Angle : 24°



Center Beam Intensity	Beam Width	Height
2862 lx	43cm	1m
716 lx	86cm	2m
318 lx	129cm	3m
179 lx	172cm	4m
115 lx	215cm	5m

Medium 34°

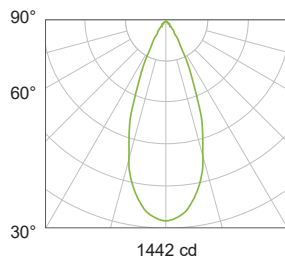
Delivered Ourput : 758 lm | CBCP : 1777 cd | Beam Angle : 34°



Center Beam Intensity	Beam Width	Height
1777 lx	62cm	1m
444 lx	125cm	2m
198 lx	187cm	3m
111 lx	250cm	4m
71 lx	312cm	5m

Wide 42°


Delivered Ourput : 818 lm | CBCP : 1433 cd | Beam Angle : 42°



Center Beam Intensity	Beam Width	Height
1433 lx	78cm	1m
360 lx	156cm	2m
160 lx	234cm	3m
90 lx	312cm	4m
58 lx	390cm	5m

Optional Accessory

Product	ACC.
VAL 25	HCL
VAL 25	HCL Honey Comb Louver



Product	ACC.
VAL 25	CL
VAL 25	CL Clear Lens

